

Latino Youth Summit 2012

Summary of Latino Youth Summit Report: 2012

Based on work by:

Kathy Baros Friedt

Bill Fishburn

Michelle Splinter

Ivan Rodriguez





Overview

- Summary of Latino Youth Summit Report: 2012
 - Summit overview
 - Pre-survey data
 - Post-survey data
 - Budget data
 - Conclusions
 - Recommendations



2012 Summit Overview

- Tenth Anniversary Summit
- Hosted by The Evergreen State College
- Registered 515 students from 35 schools across five counties
- Three main parts to the day
 - Keynote speech, “Precious Knowledge” viewing, and Group Discussion led by Sean Arce of Tucson Unified School District
 - Students met with local employers and colleges during lunch
 - Four workshops covering college and financial aid applications, apprenticeships, and health careers
- We surveyed students at time of registration to collect demographic data and responses to pre-summit questions
- We administered a survey after the summit to collect aspirational data and summit feedback



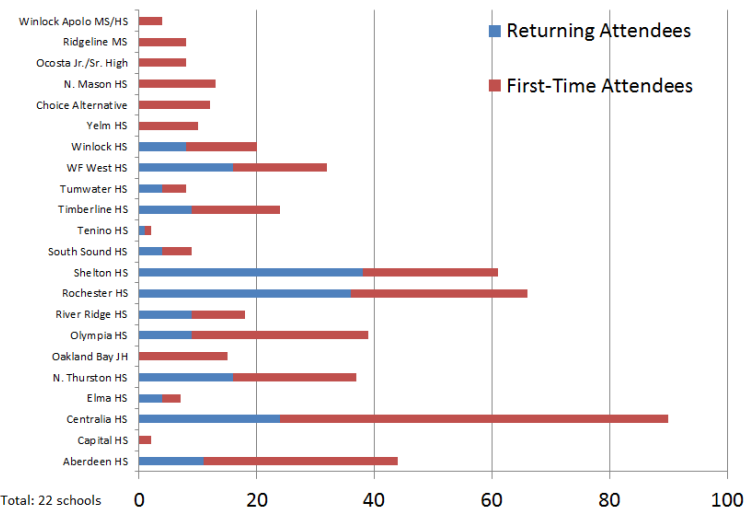
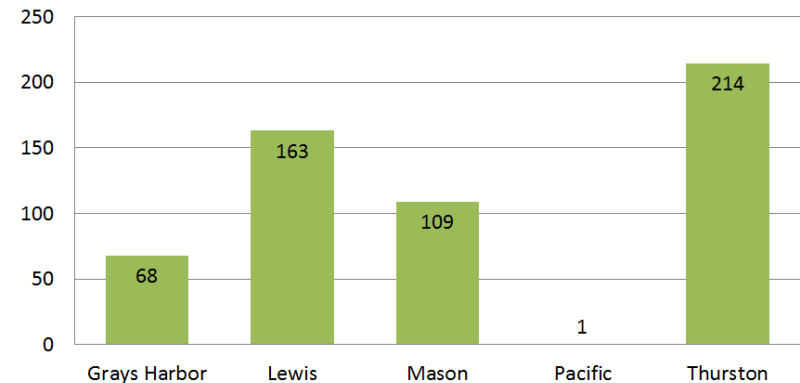
Pre-Survey Data Summary

- Five counties represented with Thurston providing the most (214) and Pacific providing the fewest (1)
- Returning and first time participants*
 - Winlock Apollo, Ridgeline, Ocosta, N. Mason, CHOICE, and Yelm notable for 100% first time participants
 - Shelton and Rochester notable for more than 50% returning participants
 - Centralia, Aberdeen, N. Thurston, Olympia, Winlock, and Timberline were notable for <50% returning participants
 - Overall, 48% were first-time participants

*Per school participation details in Supplemental Information at end

Summary of Latino Youth Summit Report:
2012 and a Ten-Year Look Back

Students by County





Pre-Survey Data summary

- Grade distribution of participants was weighted slightly toward sophomores with seniors barely having the fewest
- Demographics of participants
 - Near-equal distribution of 15, 16, 17 year-olds; 12% overall were 18-20 year-olds
 - 53% female, 47% male
 - 96% self-identify as Hispanic, 2% as non-Hispanic
 - 49% of participants were first-generation Latino



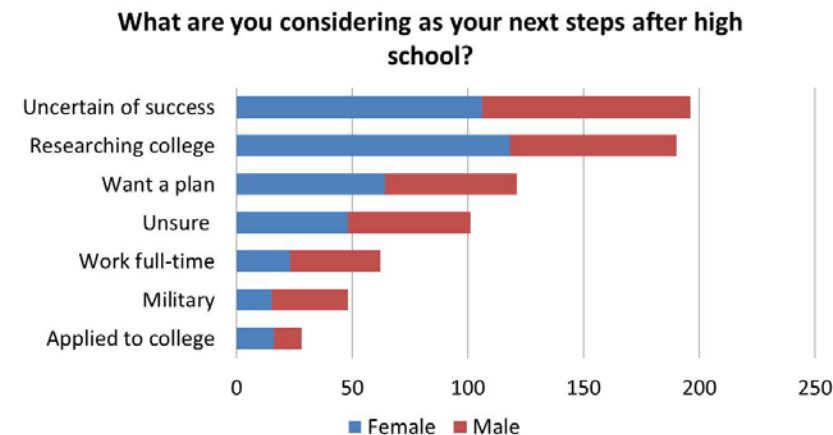
Post-Survey Data Summary

- 58% of respondents felt the Summit provided encouragement and hope that college is possible
- 42% obtained specific information about resources to make a better plan for further education
- 23% developed new ideas about the trades and apprenticeships



Post-Survey Data Summary

- Student were asked which components of the Summit were “most helpful”
 - 72%: How to Apply for College
 - 63%: Value of studying Latino culture
 - 56%: College and university tables
 - 36%: How to Apply for Financial Aid
- Students saw the greatest barrier to planning their futures as
 - 61%: Lack of money
 - 37%: Lack of information about what to do next
 - 27%: Have support and nothing is holding them back
- Post-high school plans show
 - Nearly as many were uncertain of their success as were researching college
 - Almost one-fourth wanted a plan or are unsure
 - 10-12% were planning to work full time
 - Almost 10% were planning to join the military
 - Less than 4% have applied to college (~24% were seniors)



Students are seeking academic and professional direction



Post-Survey Data Summary


- Sampling of comments about *Precious Knowledge*
 - It made my heart open more and understand myself, too
 - It was diagnosed with diabetes and thought my life was not worth it anymore... That video changes my thoughts about everything.
 - This film gave me motivation started a voice in my head that said, “You can do it. You can succeed. You are Latina.”
 - Education is the great equalizer for society.
- After viewing *Precious Knowledge*
 - 63% were encouraged to learn more about their culture, history, and current leaders
 - 34% felt motivated to start diversity clubs or classes at their schools

Students are seeking cultural direction



Recommendations

- Determine ways to engage more students in Pacific County
- Consider surveying non-returning attendees at schools with fewer than 50% returning students
- Engage more closely with Olympia/Tumwater building administrations to improve attendance
- Evaluate workshop offerings based on age and grade distributions (e.g., Make Applying to College/Financial Aid compulsory for Juniors)
- Look for opportunities to provide support and direction to students throughout academic year



Latino

Youth Summit 2012

Supplemental Information





Budget Data

• Expenses:	\$17,173
– Collateral (programs, posters, etc.)	\$593
– Facilities (audio visual, setup)	\$1,520
– Food (breakfasts, lunches)	\$5,843
– Give-aways (tshirts, bags, USB drives, tablets)	\$6,895
– Insurance for event	\$403
– Keynote (travel, speaking fees, gift)	\$1,919
• Donations:	\$21,584
• In-Kind Donations:	\$1,526



Detailed Expenses and Income

		TOTAL EXPENSES	\$(17,173.26)			
		TOTAL MONETARY DONATIONS	\$ 21,583.57			
		TOTAL IN-KIND DONATIONS	\$ 1,526.00			
Item	Donor	Type	Category	Amount	Comment	Purpose
Chairs and Tables	NA	Expense	Facilities	(\$547.85)	Party Central, Lacey	Chair and table rentals
Posters	NA	Expense	Collateral	(\$174.49)	Minuteman Press	Marketing: Posters
VISA giftcards	NA	Expense	Give-aways	(\$492.15)	Minuteman Press	Exhibitor table give-aways
Keynote stipend	NA	Expense	Keynote	(\$1,500.00)	Sean Arce	Keynote fee
Lunches	NA	Expense	Food	(\$3,015.94)	HRT share. Total \$5397.01; \$847 more than expected.	Lunches
Lunches	NA	Expense	Food	(\$2,381.07)	Intel share	Lunches
T-shirts	NA	Expense	Give-aways	(\$4,224.74)	Color Graphics Inv. 6049. \$179.74 more than expected.	Student swag
Programs	NA	Expense	Collateral	(\$418.23)	Minuetman Express, Inv. #IN000088945	Marketing: Programs
USB Thumb Drives	NA	Expense	Give-aways	(\$2,178.00)	Use Muckleshoot funds	Student swag
Keynote travel	NA	Expense	Keynote	(\$369.70)	Sean Arce	Travel
Facilities setup costs	TESC	Expense	Facilities	(\$972.50)	Setup and logistical fees. TESC absorbed 50%.	Audio/Visual Services
Gift for Sean Arce	NA	Expense	Keynote	(\$48.95)	Purchased by Paul Gallegos	Student bags
Juice boxes	CHP	Expense	Food	(\$149.85)	Purchased by Kathy Baros-Friedt w/CHP donation	Student Breakfast
Fruit	CHP	Expense	Food	(\$296.49)	Purchased by Eileen Yoshina w/CHP donation	Student Breakfast
Event insurance	NA	Expense	Insurance	(\$403.30)	Heerlyn Insurance and Financial Services	Event insurance
Mijas' volunteer dinner	Evergreen State College	In-kind	Food	\$326.00		
Tablets	Intel	In-kind		\$1,200.00		
Donation-lunches	Intel	Monetary		\$2,381.07	Approved expense up to this amount	Lunches
Four-year college support	St. Martin's University	Monetary		\$2,500.00		
Four-year college support	Evergreen State College	Monetary		\$2,500.00		
Two-year college support	Centralia College	Monetary		\$2,000.00		
Donation	Forestry Service	Monetary		\$2,500.00	Invoiced after 10/24. Received 12/17.	
Grant	Muckleshoot Indian Tribe	Monetary		\$2,500.00		USB Thumbdrives
Two-year college support	South Puget Sound Community College	Monetary		\$2,000.00		
Donation	TOGETHER!	Monetary		\$30.00	Invoiced after 10/24. Received 12/17.	
Donation	North Thurston Public Schools	Monetary		\$2,500.00		
Donation	Community Health Plan of Washington	Monetary		\$500.00	Invoiced after 10/24. Received 12/17.	Volunteer Breakfast
Exhibitor Fees Paid	Various	Monetary		\$450.00		
Donation	Home Depot	Monetary		\$500.00		
Exhibitor Fees Paid	Various	Monetary		\$150.00		
Donation	Kathy BF	Monetary		\$100.00		
Facilities setup costs	TESC	Monetary		\$972.50	Setup and logistical fees. TESC absorbed 50%.	Audio/Visual Services





Participants by High School

High School	Total Participants 2012	Returning Participants	First-time Participants
Aberdeen HS	44	11	33
Capital HS	2	0	2
Centralia HS	90	24	66
Elma HS	7	4	3
N. Thurston HS	37	16	21
Olympia HS	39	9	30
River Ridge HS	18	9	9
Rochester HS	66	36	30
Shelton HS	61	38	23
South Sound HS	9	4	5
Tenino HS	1	1	0
Timberline HS	24	9	15
Tumwater HS	8	4	4
WF West HS	32	16	16
Winlock HS	20	8	12
Yelm HS	10	0	10

